

10020BZ



10020DS



10010



10020

### Specifications

- Voltage Tolerance: ±15%
- Current Draw: 500mA@12Vdc, 250mA@24Vdc (at temperature 20°C)
- Operating Temperature: -10~55°C (14~131°F)
- Humidity: 0~95% non-condensing.
- Lock's surface Temperature (when the power is on): (current temperature +20°C)
- Holding Force: Up to 1200 lbs (545 Kg)
- Dimensions:
  - Magnet:(L) 266(264), (W) 68, (D) 40 mm
  - Armature Plate:(L) 185, (W) 62, (D) 16 mm
  - Mounting Plate:(L) 266(264), (W) 40, (D) 5 mm
- Special Finishes for magnet and armature plate: Zinc
- Epoxy Potting Compound: E87252 (S), UL94V-0
- Weight (Approx.): 4.8 Kg



### Features

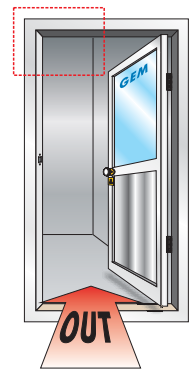
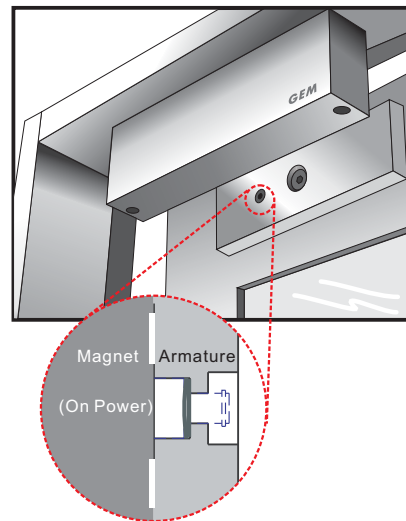
- High reliability
- Offers up to 1200 LBS Holding Force.
- Fail- safe operation ( Power to Lock).
- Five years warranty.
- Anodized aluminum housing.
- MOV provides spike and surge protection.
- Adjustable mounting plate for easy installation.
- Dual voltage 12 or 24 VDC (selectable).
- Anti-Residual magnetism designed.
- Full range of optional brackets available.

### Statement

The 10010 and 10020 Series are high quality and safety range of standard fail-safe electromagnetic locks that is simply, works well in order to effectively secure with doors. The 10010 and 10020 Series are surface mounted "face to face" locks offering up to 1200 pounds holding force with field selectable for 12V or 24V DC dual input voltage. This lock is recommended for applications which required higher levels of access and egress control and is suitable for fire doors and emergency exit doors.

The 10010 and 10020 Series are designed for single doors and are suitable for out-swing applications. Installation of in-swing door, narrow-style frames requires the used an additional bracket. With the accessories provided, the lock can be used on wooden, and even metal door.

### Regular Installation



#### Unique Anti-Residual design

When the power is switched off, the holding force will be discontinuity and the bolt was installed in armature will pop out immediately. This design enables the door to be opened freely without any resistance.

### GIANNI INDUSTRIES, INC.


No.306-1, Hsin Shu Road, Hsin Chuang, Taipei,Taiwan 242  
 TEL: 886-2-2206 9929 FAX: 886-2-2204 6632  
 E-Mail: info@gianni.com.tw  
 Website: gianni.tw



The products are manufactured under an ISO 9001 & QC 080000 Certified Quality Management Program environment back its product quality, performance and commitment to customer satisfaction.

### ● Operating Features


**10020:** Bond sensor output & Status LED



Bond sensor is used to indicate the door status as in a locked or unlocked condition. Status LED is a visual feedback for user to give the true status of the lock at any time. Green light indicates the door is insecure (unlocked) and the Red light indicates the door is secure (locked).


Bond sensor monitor output : SPDT rated: 3A@12VDC

**10020BZ:** Buzzer Alarm



Door Held Open Alarm is an auditory feedback for user. Alarm sounds when the door is not closed and has exceeded a specified time limit. Only way to stop is by the unclosing door has been closed correctly. User can also configure alarm time limit settings on the VR timer and it is adjustable from 0 to 20 seconds.

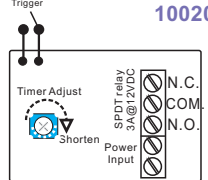
**10020DS:** Door status and bond sensor output & Status LED



Door Status Sensor indicates the door is in an opened or closed status. Magnetic Bond Sensor indicates the door is in a locked or unlocked status.

Door status output : SPDT rated: 0.25A@12VDC

**10020TD:** Re-locking time delay



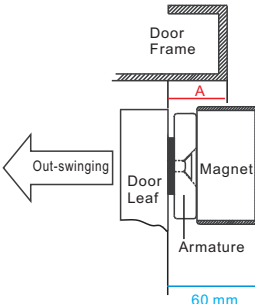
Relocking Time Delay Switch ensures the automatically turns to lock mode after the door is closed properly and it can be adjusted from 0 to 90 seconds.

### ● Optional Brackets

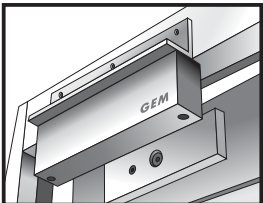
The door swinging direction and the door frame header are used to determine whether the bracket is required and this identify is a measure of which brackets is suitable. Our optional brackets include L-bracket, LZ-bracket and U-bracket. (Except 10002BZ)

**With L-bracket for narrow door frames**

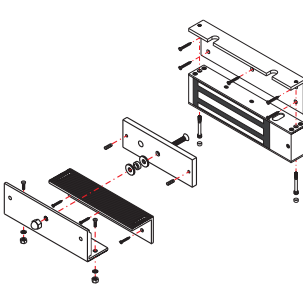
When "A" < 60 mm ,must installed with "L" brackets.



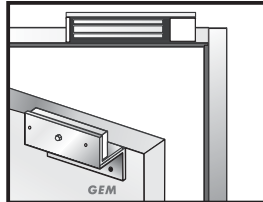
**L-500**



**With LZ-bracket for in-swinging doors**



**LZ-500N**



### ● Warranty

The product is warranted against defects in material and workmanship while used in normal service for a period of 5 year from the date of sale to the original customer. The GEM policy is one of continual development and improvement; therefore GEM reserves the right to change specifications without notice.

### GIANNI INDUSTRIES, INC.

No.306-1, Hsin Shu Road, Hsin Chuang, Taipei, Taiwan 242  
 TEL: 886-2-2206 9929 FAX: 886-2-2204 6632  
 E-Mail: info@gianni.com.tw  
 Website: gianni.tw