
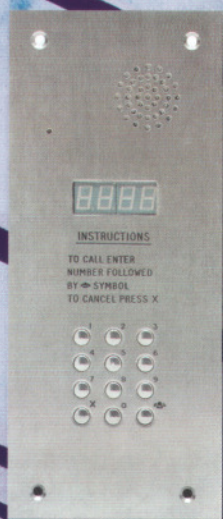


STAINLESS STEEL


Stainless steel door stations for entry systems, intercoms, gates and barriers, industrial, commercial and domestic applications



Stainless steel door stations

With Video Entry, Keypads, Proximity, Digital and Analogue Technology

Combinations.....



CAS-6+K

With Keypads

Our stainless steel panels can be produced with integrated keypads for dual access control, enabling ease of access for authorised persons whilst maintaining security at main entrance areas.

The keypad shown on the left is from the Armas - Digipass range. Digipass keypads allow up to 120 user codes of 1-8 digits and include red and green LED indicators. Our keypads are IP 67 rated.

With Digital

We provide a wide range of stainless steel panels for digital door entry systems. These accommodate audio only or audio and video entry, as well as proximity access control. Digital systems are ideal for apartment entry or private residential areas that connect over long distances.



CAF-1+D



4100SS

SFEV

4100SF

4485SF+PROXIMITY


With Proximity

Proximity access control systems such as PAC and Dortag can be integrated into our stainless steel panels for dual access control.

Choose from a range of stylish and discrete panels with call button for visitors. Panels can include audio door entry, video door entry or proximity only access control according to your requirements. For bespoke items please check delivery times.



P1B1



DORTAG V/R UNIT

Add a Touch of Class

Panels are available in special finishes including polished and varnished brass and bronze, for both audio and video entry as well as analogue or digital applications. The video entry models are suitable for use with black and white or colour cameras.


The brass plates on the push-button section can be engraved if required. These special door stations are ideal for prestigious or high profile buildings, historical buildings, residential estates and newly refurbished apartments. Please enquire for more information.

The Range.....

We Offer

We offer a comprehensive range of standard stainless steel panels for door entry and access control systems, for use in commercial and industrial premises as well as apartment buildings, private estates and individual homes.

Our range of integrated panels is designed to suit all requirements. Most of our products are available off the shelf including push button, digital systems, audio only, audio and video entry, systems with keypads or proximity access control, as well as proximity only door stations. The panels are available as flush mount or surface mount with rain shields.



CAS-18+K

CAF-1+D

CAS-6+K

CVS-18



CAS-18



CVS-18

Quality

All our stainless steel products are manufactured in marine grade 316 stainless steel, the highest quality steel, to produce reliable and robust panels that are vandal resistant and weather resistant. Our panels conform to IP 55 ratings.

The standard range of products are available for delivery within 48 hours. If we don't have what you need we should be able to make it for you. Just ask and we'll do our best to assist. Although special systems may take longer to deliver, we will give you a firm delivery date in advance.

Applications

Our stainless steel panels are used in many different types of applications. These include access points, gates and barriers at industrial sites, factories and warehouses, office entrances, hospitals, schools, retail units, car park help points, government installations, MOD and domestic and local authority housing. Our technical staff are happy to assist you in choosing the right products for your installation - just ask!

Video Door Entry

Our stainless steel panels can be constructed to incorporate black and white or colour camera mountings as an increased security option. We recommend Farfisa video entry systems, which are available as analogue or digital systems to suit different applications.

The system on the right is the new digital video entry system from Farfisa with stainless steel housing and proximity reader.

The push button panel shown on the left is a standard panel, from a residential application for 18 apartments. These systems are also ideal for industrial and commercial applications.



4485SF+PROXIMITY